

Vr 31 okt 2014

ROODMICROTEC 31/10/2014 17:29 CET

Segment: Local securities

ROOD €0,263 CLOSED

Since Previous Close -0,001 (-0,38%)

Since Open -0,001 (-0,38%)

Volume 624.811 [17:29]

Previous Close €0,264 [30/10/2014]

Open €0,264

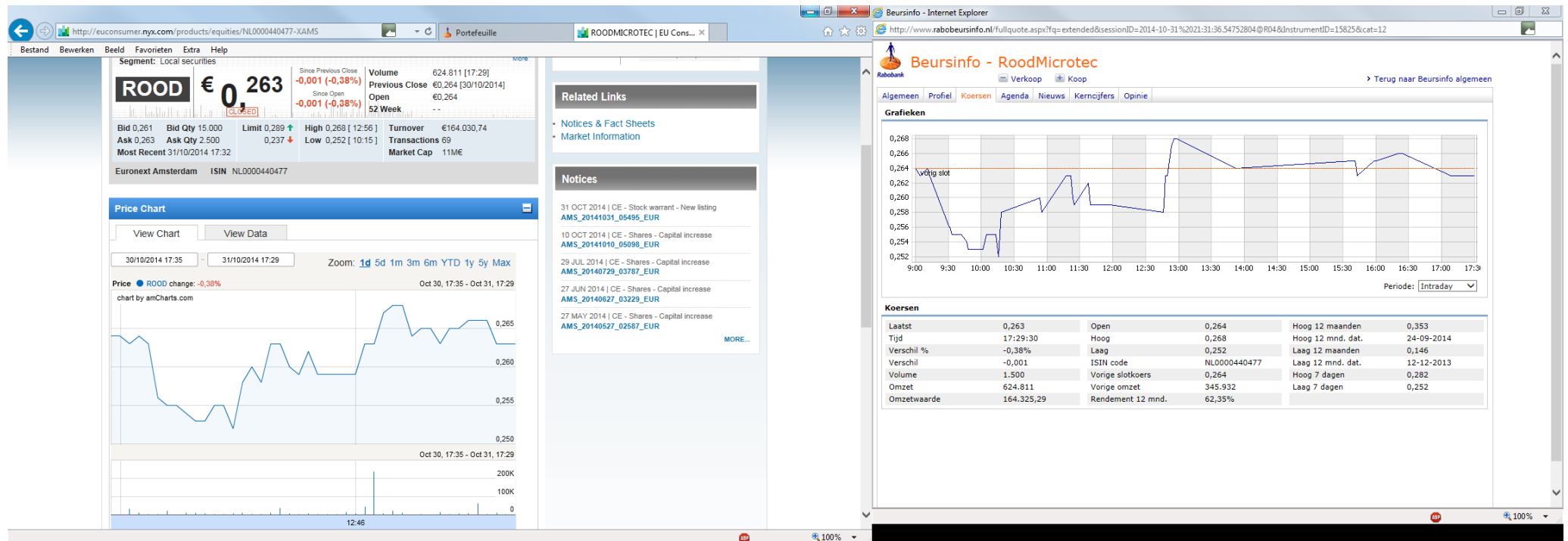
52 Week - -

Turnover €164.030,74

Transactions 69

Market Cap 11M€

Euronext Amsterdam ISIN NL0000440477



Do 30 okt 2014

ROODMICROTEC 30/10/2014 17:35 CET

Segment: Local securities

ROOD €0,264 CLOSED

Since Previous Close -0,004 (-1,49%)

Since Open -0,005 (-1,86%)

Volume 345.932 [17:35]

Previous Close €0,268 [29/10/2014]

Open €0,269

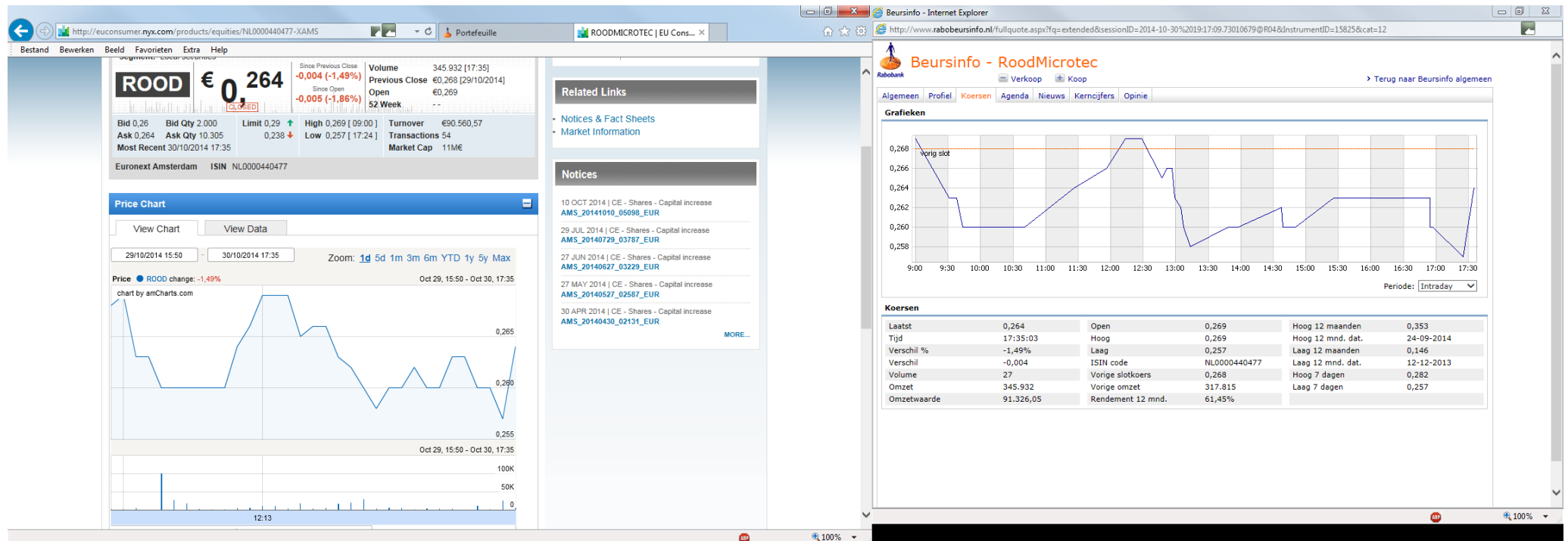
52 Week - -

Turnover €90.560,57

Transactions 54

Market Cap 11M€

Euronext Amsterdam ISIN NL0000440477



Wo 29 okt 2014

ROODMICROTEC 29/10/2014 15:50 CET

Segment: Local securities

ROOD €0,268 CLOSED

Since Previous Close -0,007 (-2,55%)

Since Open -0,008 (-2,90%)

Volume 317.815 [15:50]

Previous Close €0,275 [28/10/2014]

Open €0,276

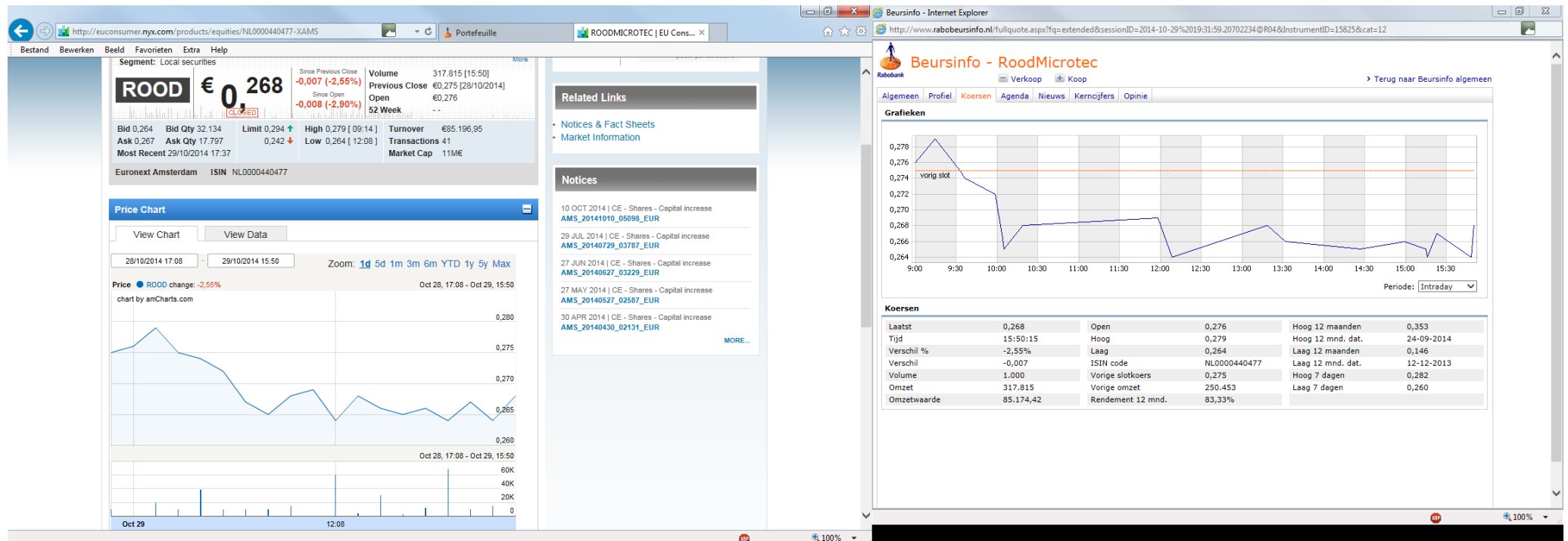
52 Week - -

Turnover €85.196,95

Transactions 41

Market Cap 11M€

Euronext Amsterdam ISIN NL0000440477



Di 28 okt 2014

ROODMICROTEC 28/10/2014 17:08 CET

Segment: Local securities

ROOD €0,275 CLOSED

Since Previous Close +0,001 (+0,36%)

Since Open +0,001 (+0,36%)

Volume 250.453 [17:08]

Previous Close €0,274 [27/10/2014]

Open €0,274

52 Week - -

Turnover €69.063,90

Transactions 48

Market Cap 11M€

Euronext Amsterdam ISIN NL0000440477

The screenshot displays a financial website for RoodMicrotec. The main content area is divided into several sections:

- Price Chart:** A line chart showing the stock price from 9:00 to 17:00. The price starts at 0,274 (labeled 'vorig slot'), peaks at 0,282 at 10:38, and ends at 0,275 at 17:08. The chart shows a general upward trend with some volatility.
- Key Statistics:** A table of key statistics for the stock:

Statistic	Value
Laatst	0,275
Tijd	17:08:09
Verschild %	0,36%
Verschild	0,001
Volume	10.800
Omzet	250.453
Omzetwaarde	68.874,58
Open	0,274
Hoog	0,282
Laag	0,270
ISIN code	NL0000440477
Vorige slotkoers	0,274
Vorige omzet	75.446
Rendement 12 mnd.	82,67%
Hoog 12 maanden	0,353
Hoog 12 mnd. dat.	24-09-2014
Laag 12 maanden	0,146
Laag 12 mnd. dat.	12-12-2013
Hoog 7 dagen	0,282
Laag 7 dagen	0,260

- Notices:** A list of recent notices, including capital increases for various shares.
- Related Links:** A section with links to 'Notices & Fact Sheets' and 'Market Information'.