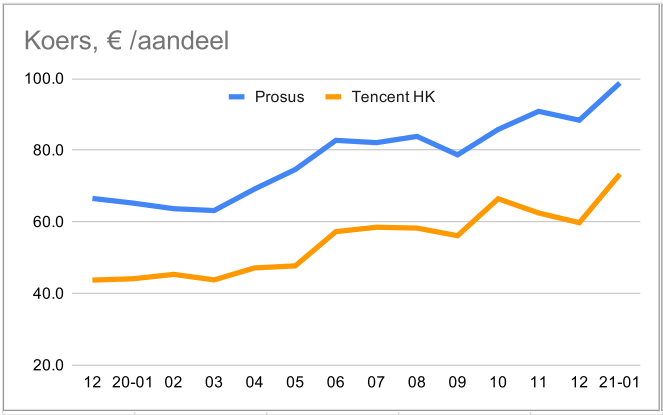
Koers, € /aandeel
Prosus
Tencent HK
100.0
80.0
60.0
40.0
20.0
12 20-01 02 03 04 05 06 07 08 09 10 11 12 21-01

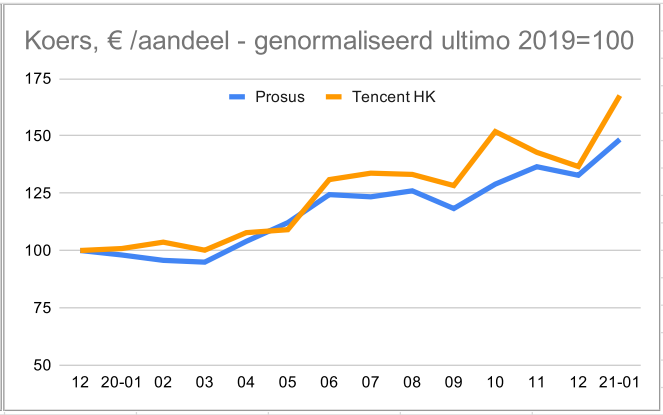
Koers, € /aandeel - genormaliseerd ultimo 2019=100
Prosus
Tencent HK
175
150
125
100
75
50
12 20-01 02 03 04 05 06 07 08 09 10 11 12 21-01

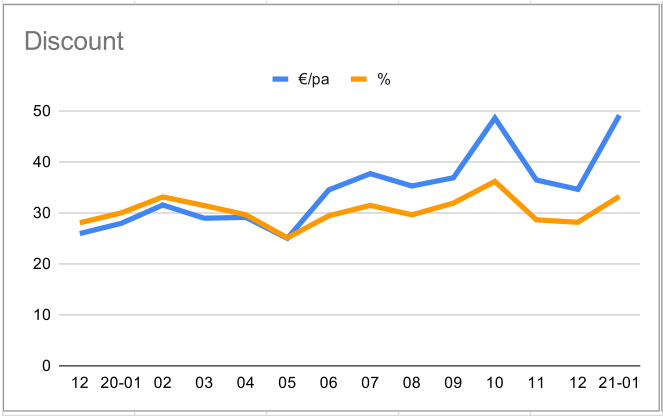
Discount
€/pa
%
50
40
30
20
10
0
12 20-01 02 03 04 05 06 07 08 09 10 11 12 21-01

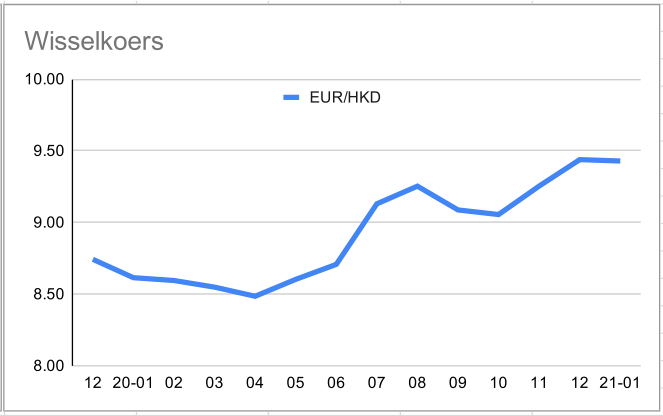
Wisselkoers
EUR/HKD
10.00
9.50
9.00
8.50
8.00
12 20-01 02 03 04 05 06 07 08 09 10 11 12 21-01

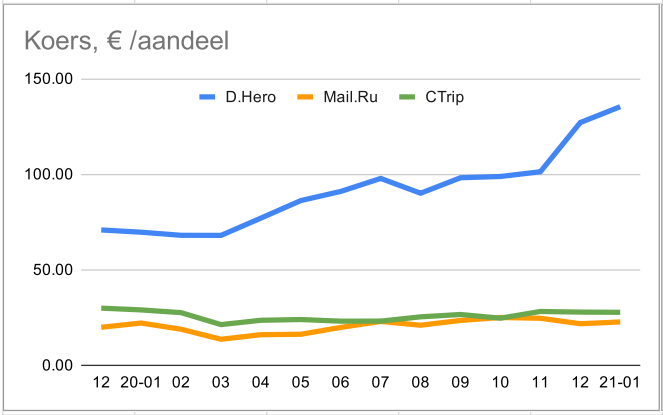
Koers, € /aandeel
D.Hero
Mail.Ru
CTrip
150.00
100.00
50.00
0.00
12 20-01 02 03 04 05 06 07 08 09 10 11 12 21-01

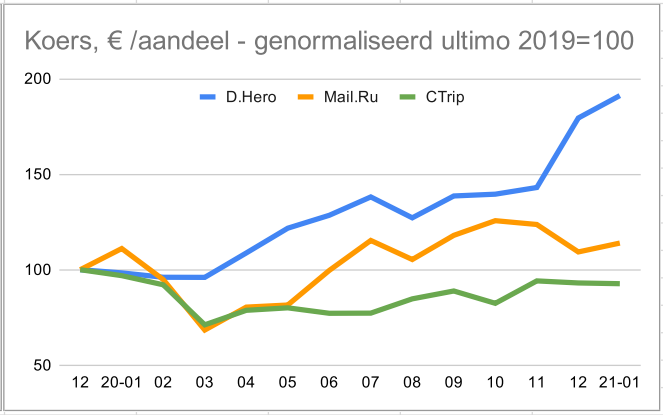
Koers, € /aandeel - genormaliseerd ultimo 2019=100
D.Hero
Mail.Ru
CTrip
200
150
100
50
12 20-01 02 03 04 05 06 07 08 09 10 11 12 21-01

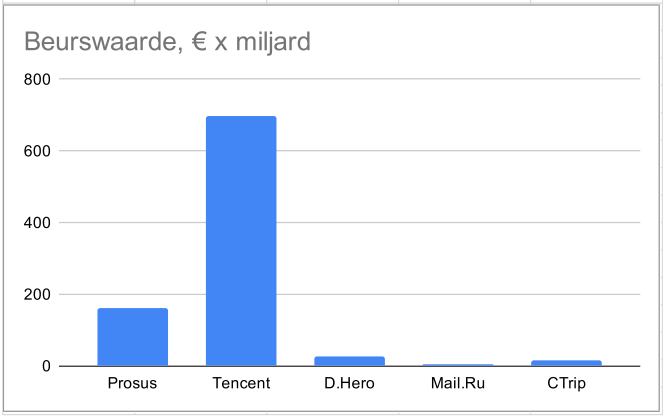
Beurswaarde, € x miljard
800
600
400
200
0
Prosus
Tencent
D.Hero
Mail.Ru
CTrip

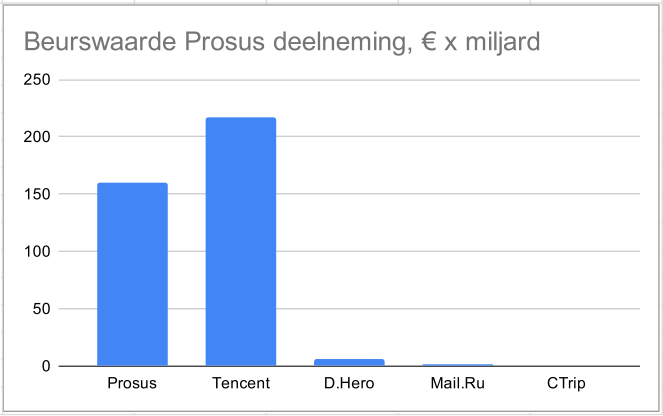
Beurswaarde Prosus deelneming, € x miljard
250
200
150
100
50
0
Prosus
Tencent
D.Hero
Mail.Ru
CTrip