













	Aandeel	Google symbol	23 feb. 2022	6 mrt. 2022	% +/-	Periode laag	Laatst tov laag-hoog in periode	Periode hoog	Land	Marktwaard USD x miljard
1	Occidental Petroleum Corporation	nyse:OXY	38,69	56,15	45,1	37,56		56,45	USA	52,45
2	Chevron Corporation	nyse:CVX	135,55	158,65	17,0	131,72		159,95	USA	308,98
3	ConocoPhillips	nyse:COP	88,23	100,27	13,6	85,29		100,34	USA	130,30
4	ExxonMobil	nyse:XOM	76,77	84,09	9,5	74,03		84,28	USA	356,00
5	Equinor ASA	nyse:EQNR	31,24	33,64	7,7	30,32		34,43	Norway	111,87
6	Marathon Petroleum Corporation	nyse:MPC	75,72	77,73	2,7	72,75		79,28	USA	43,93
7	Phillips 66	nyse:PSX	83,98	84,30	0,4	81,09		86,21	USA	36,96
8	Valero Energy Corporation	nyse:VLO	86,35	85,98	-0,4	79,65		87,17	USA	35,19
9	China Petroleum & Chemical Corpor	nyse:SNP	51,44	50,26	-2,3	48,30		52,28	China	82,11
10	Royal Dutch Shell PLC	nyse:SHEL	52,63	49,39	-6,2	48,27		55,12	United Kingdom	189,19
11	BP p.l.c.	nyse:BP	31,13	28,01	-10,0	27,56		31,40	United Kingdom	91,14
12	TotalEnergies	nyse:TTE	56,29	49,20	-12,6	48,49		56,67	Frankrijk	128,49